

About the Artist



Hello! I am Julia Graves and I have been sewing since I was ten. I have always loved fabric and sewing and needle arts in general and the whole creative process!

I did my apprenticeship as a quilter by making a quilt for each of my [nieces and nephews](#) (I should have counted them all before I made this promise to them – there were 35!). They got to choose their colors, so I greatly expanded my repertoire of color schemes!

Since then, I have made many quilts for special people, incorporating various ways to let them know how much they were cared for. I especially enjoy color and incorporate information on color into as many classes as I can. A highlight of my career so far has been as [Artist in Residence](#) at Empty Spools Seminars at Asilomar CA in 2019. I will be an instructor there teaching Amazing Abstracts in 2021 (See [pg 13 in their catalog](#)) and again in April 2022. I am also teaching with [Live Online Quilt Classes](#).

Why Special Occasion Quilts?

From these experiences, I decided to start Special Occasion Quilts, LLC so that I could help others create a [one-of-a-kind expression of their caring](#). Each Special Occasion quilt is designed and created to express the essence of the recipient and the love in the relationships. It is a great joy to see how touched people are when they receive something crafted specially for them.

Why did I Start Quilting for Others?

As soon as people heard I had a longarm and saw my work at guild meetings, they started asking me to quilt for them. I started taking classes and found that I loved the creative aspect of stitching the quilt together.

While I also do all over quilting and heirloom quilting, my sweet spot is light to moderate custom quilting. I like to follow the piecing and create designs that bring out the beauty of the quilt at [an affordable price](#).

What Kind of Longarm Training have I Had?

I keep up with the latest trends and techniques in quilting. My training includes:

- Private classes with Karen McTavish in Heirloom Quilting, Trapunto and McTavishing
- Hands on classes with Margaret Solomon Gunn, Myrna Ficken and Linda Taylor
- Design classes with Lisa Calle and Gina Perkins
- Demo classes with DeLoa Jones, Sue Patten, Sally Terry, Gina Perkins, Sharon Schamber, Jamie Wallen and Dawn Cavanaugh
- APQS Factory maintenance training and Certified Technician

Why Did I Become an APQS Dealer?

I had several people rent my APQS longarm machine and decide they too wanted to own the best longarm in the world... So I decided to become an [APQS dealer](#). I can help you decide which model is best for you and

teach you how to operate and maintain it. My husband and I are both APQS factory trained Certified Technicians and do service calls throughout Delaware, Pennsylvania, Virginia, West Virginia and Maryland.

Why did I start Teaching?

I love to talk about quilting and share my enthusiasm and knowledge with others. I strive for a fun, informative and supportive classroom environment that enhances and celebrates the creativity in all of us.

Why did I become a Gem Affiliate?

I saw the work of MJ Kinman, Textile Artist, in a magazine and was blown away by her gem quilts. See her work at www.mjkinman.com. I asked about teaching her patterns, and she decided to start a Gem Affiliate program to train people on her technique and how to create the brilliance of her gems. I went to the first class and am thrilled to add her patterns to my roster of classes focused on using color, value and design to bring your quilt to life!

What is my Quilting Involvement?

I am a member of the following guilds:

- [Quilters Unlimited of Northern Virginia](#) (Haymarket and Reston chapters)
- [Waterford Quilters](#), Waterford VA
- [Countryside Quilters](#), Sterling VA
- [Southern Comforters](#), Bowie MD
- [Faithful Circle](#), Columbia MD

My charity quilting includes:

- [Joshua's Hands](#) and other groups making quilts for wounded soldiers returning from Iraq and Afghanistan
- Various hospitals and nursing homes
- Pregnant teen moms, at risk youth
- Though no longer a member, I quilted with [Circle of Friends](#) at the Maryland Correctional Institution for Women in Jessup MD – an interesting experience!

I am located in Leesburg Virginia. See [Contact Us page](#) for location and directions.

Customer testimonials

Sharon P. (custom quilt) – Julia surpassed all my expectations! My daughter's t-shirt quilt is beautiful and beautifully quilted.

Claire C. (custom quilt) – Julia did an amazing job – the quilt was just perfect for my son!

Carmie S. (custom quilting) – I love the detail – the quilting tied in with the “4 houses” on the quilt

Pat J. (longarm student) – Julia has a very soothing and calming voice and she helped me a lot during the class.

Fern B (custom quilting) – The quilt is gorgeous! You did a fabulous job. The designs you selected are perfect for the quilt.

Special Occasion Quilts, LLC

juliagraves82@gmail.com, tel. (240)472-1763

211 Lake View Way NW, Leesburg VA 20176

<http://soquilts.com> | All web pages copyrighted 2015 | All rights reserved

Julia Graves, Special Occasion Quilts, Products Available

Thanks for inviting me to your guild! Below is a selection of my most popular quilting related items that I bring to guilds when I visit. **Use code GEM10 to get 10% off gemstone items!**

- If you are interested in any of these, or my patterns, classes, or other products and notions, please visit my online shop at <https://soquilts.square.site/>
- Want to pay via check? Contact me via phone (240-472-1763) or email (juliagraves82@gmail.com) and I'll let you know the amount and you can mail a check to me at 211 Lake View Way NW, Leesburg VA 20176.
- To see all my quilting activities, please visit my website www.soquilts.com.
- I teach live online classes via Zoom that have open enrollment – please visit <https://soquilts.square.site/shop/classes-/5>



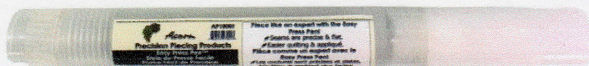
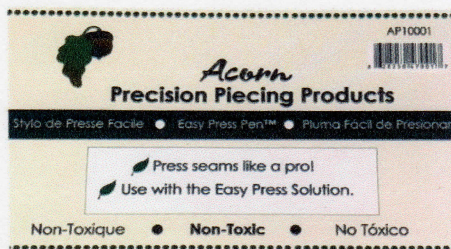
Ultimate 3-in-1 Color Tool by Joen Wolfrom - \$20

It's easy as 1, 2, 3... Start with your desired color card, choose a color scheme option, then find the corresponding color cards to create the perfect color combination. Includes guidelines for use. A very usable color wheel to identify colors and determine compatible color combinations. Portable size. Based on the Ives Color wheel. Video on using:

<https://www.checkerdist.com/products/10792>

Julia Graves, Special Occasion Quilts LLC, juliagraves82@gmail.com 240-472-1763 www.soquilts.com
Instagram: www.instagram.com/juliagraves82 Facebook: www.facebook.com/soquilts

Julia Graves, Special Occasion Quilts, Products Available



Easy Press Fabric Treatment (\$13) and Easy Press Pen (\$10)

Save time while quilting and piece like an expert! This highly-effective, proprietary non-toxic solution makes it easy to create accurate, flat seams every time you quilt! Use this fabulous formula in conjunction with the Easy Press Pen. Seams are precise and flat. Accurate piecing. Easier quilting & applique. 4 oz. Video on using: <https://www.checkerdist.com/products/AP10001>



Seam Align Glue (\$7)

Never pin again! This excellent formula is ideal for quilting, applique and sewing. It is water soluble and sets quickly with an iron. It makes it easy to create super-straight lines and precise seams, making it an excellent choice for plaids and stripes. Precise applicator. 1 oz. Video on using:

<https://www.checkerdist.com/products/AP10062>



Electric Quilt 8 Quilt Design Software (\$239.95)


Electric Quilt is the industry's go-to computer software for quilting design. From professionals, to the everyday quilter, EQ has all the right tools and features for every designer. EQ8 comes with more than 40 new and updated features, including thousands of new block designs and fabrics. The EQ8 package contains a software download license. The license is used to claim, download, and install the software from ElectricQuilt.com. Complete instructions are included.

Julia Graves, Special Occasion Quilts, Products Available


I am a Gem Affiliate with MJ Kinman, teaching and marketing her amazing gemstones. I have patterns, fabric bundles and thread packs available. *Use code **GEM10** to get 10% off!*

This isn't your typical foundation paper piecing. Freezer paper templates (included in the pattern) are ironed to the right side of your fabric and can be easily removed after piecing. And best of all, these patterns don't require absolute precision, so you can relax and enjoy every aspect of making your gem (finishes at 17" square). MJ's gem quilts have been featured in *Quilting Arts Magazine* and *McCall's Quilting Magazine*, and she's been on *Quilting Arts TV* and *The Quilt Show.com* with *Alex Anderson* and *Ricky Tims*.


Choose Your Gemstone! Select your birthstone, or any gem you think is lovely. Patterns are \$18 and include preprinted freezer paper templates.



Jan-Garnet (9)




Feb-Amethyst (8)



Mar-Aquamarine (11)




Apr-Diamond (13)




May-Emerald (8)




Jun-Alexandrite (6)



July-Ruby (8)



Aug-Peridot (9)




Sep-Sapphire (7)



Oct-Tourmaline (10)



Nov-Citrine (11)



Dec-Tanzanite (9)

Fabric – Fabric bundles are available from Julia, featuring Fat Quarter solids from Paintbrush Studios in carefully gradated values that will make your gem shine and glow! \$2.25 /FQ needed - number of FQs are listed in parentheses () under the gem's picture above.

Sulky Thread Packs – Quilt your gem with 6 carefully matched Sulky threads to add that extra shimmer to your beautiful gem! \$26

Julia Graves, Special Occasion Quilts LLC, juliagraves82@gmail.com 240-472-1763 www.soquilts.com
Instagram: www.instagram.com/juliagraves82 Facebook: www.facebook.com/soquilts

Julia Graves, Special Occasion Quilts, Products Available

Use these blocks to make tote bags, pillows, wall hangings, even bed size quilts!



12 blocks straight set – 55" x 73"



4 blocks straight set – 37" x 37"

FREE setting patterns for 4 and 12 gems available at <http://soquilts.com/free-patterns/>.



12 gem blocks on point – 93" x 93" (Queen)



MJ's Newest – Elizabeth 48"x48"

Pattern \$75, Fabric Kit \$110

Available in blue (shown), pink,
yellow or neutral

Julia Graves, Special Occasion Quilts LLC, juliagraves82@gmail.com 240-472-1763 www.soquilts.com

Instagram: www.instagram.com/juliagraves82

Facebook: www.facebook.com/soquilts

Let's Learn About Color!

Colors can be described by their:

- Color (Hue)
- Value (Light (tint – white), Medium or Dark (shade – black))
- Intensity (Brightness – Pure or toned (add gray) – tone it down)

Use A Color Wheel to find Classic Color Combinations

- I use Joen Wolfrom's Color Tool – available on my website, <https://soquilts.square.site/>
- Analogous - colors that are adjacent to each other on the color wheel (neighbors).
- Complementary - the color that is across the color wheel (family across town)
 - One is always warm (Red, Orange, Yellow) and one is always cool (Blue, Green, Purple)
 - Has the most contrast
 - Good proportions are: $\frac{1}{4}$ Yellow to $\frac{3}{4}$ Purple; $\frac{1}{3}$ Orange to $\frac{2}{3}$ Blue, $\frac{1}{2}$ Red to $\frac{1}{2}$ Green
- Triad – three colors that are equally spaced across the wheel

What stands out – Contrast!

Characteristic	Advances	Recedes
Color	Warm	Cool
Intensity	Bright/Pure	Grayed/Toned
Value	Dark/Shade	Light/Tint
Perspective	Foreground	Distance
Clarity	Well defined objects/pattern	Fuzzy objects/mottled patterns

Picking Fabrics for a Quilt

- Pick color scheme – use color wheel, focus fabric, inspiration photo, etc
- Identify colors (color, value and intensity) and proportions. Include toned colors and black/dark
- Use Range of values (light to dark), scale and texture.
- Line up the fabrics from light to dark and check for flow/outliers. Add friends or remove.
- Balance pure vs toned fabrics for desired effect
- Balance the proportion of colors

Picking Thread

Characteristic	Show	Blend
Color	Contrasting color, complement	Similar color Neutral color – grey for cool; taupe/beige/gold for warm
Intensity	Bright, trilobal/shiny	Toned, Matte finish
Value	Dark thread looks stark on light fabrics	Use light-medium value for a range of fabric values - blends with light fabrics; sparkles on darker fabrics
Weight	Thick – 40 or 30 weight	Thin – 100, 60 or 50 weight Silk or Superior's Bottom Line are thin

Visit my online shop for Color Tools, patterns, fabric bundles and more! <https://soquilts.square.site/>
Follow me on Instagram: www.instagram.com/juliagraves82 and FB: www.facebook.com/soquilts